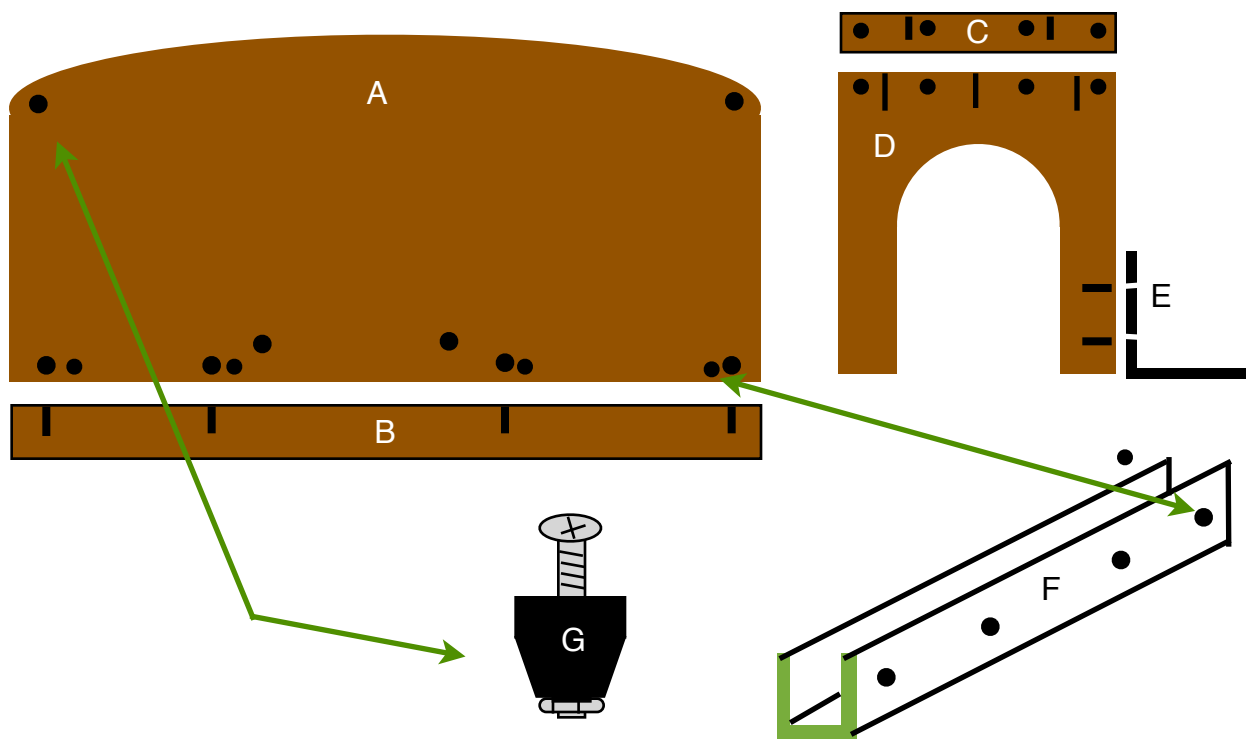


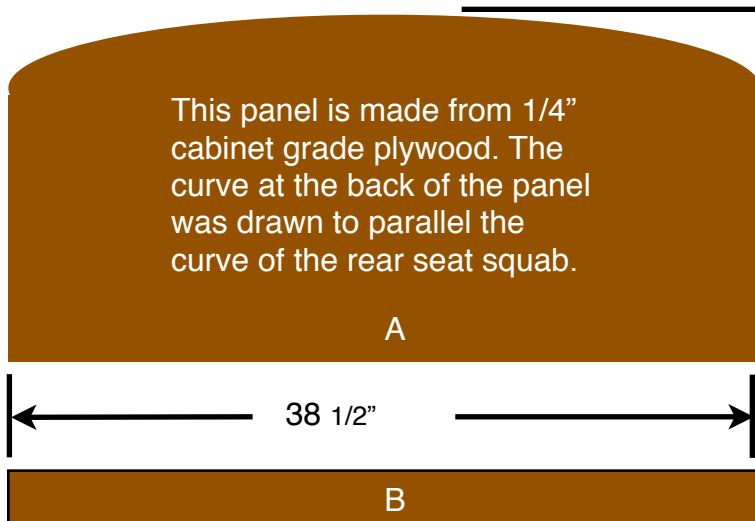
# Austin Healey 3000 BT7 Parcel Shelf Assembly

I will be making a coast-to-coast trip in “The Bloody Beast” (1960 Austin Healey 3000 BT7) this summer. It will require that I carry along with me everything I will need for a month. Of course, space is at a premium in a Healey so I have looked for every opportunity to expand storage space. When I restored “The Beast” I added a luggage rack from Cape International and I am very pleased with its look and functionality. So, I have more recently thought about how I might get more usable space in the interior of the car.

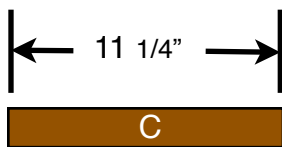
The occasional rear seats in the BT7 may make for lovely seating for small children, but they do not provide a level platform to store items you might wish to transport with you on longer trips. Later models of the Big Healey have a fold down parcel shelf behind the front seats, so I thought why not in a BT7? What I came up with does not fold and frankly you must commit to having it in place, or not, when you start a journey. However, it is easy to add or remove from the vehicle.



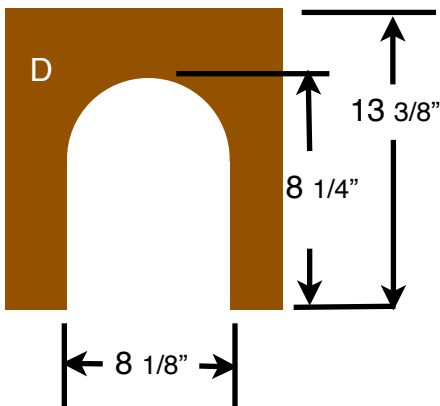
The diagram above illustrates each of the components of the shelf assembly, including the locations of mounting screws. The dimensions of each item are provided on the next page. The images show that all edges were trimmed with black vinyl and the shelf is covered with black Wilton wool carpet to match the interior.



This guard rail, to keep stored items from slipping off the shelf, is made from one piece of oak, stained and polyurethaned 1 1/4" high and 3/4" wide. #12 x 1" brass wood screws fastened the pieces together.



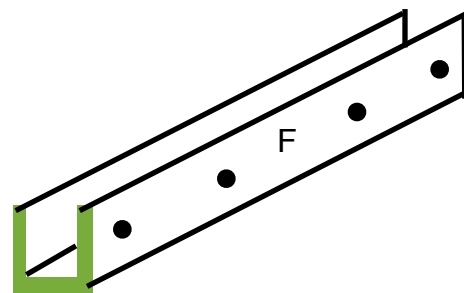
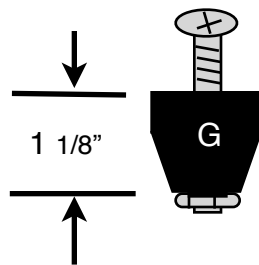
The "C" Brace is made from poplar. Dimensions are 1 1/2" x 3/4."



The central support leg is oak and is 3/4" wide.

4" L corner brackets were fastened to the outside of each side of the oak central leg to enhance stability because I did not want to use legs on the outside corners of the shelf. Painted carpet color.

Rubber feet were located at the rear corners of the shelf. They rest on carpet and keep the shelf above and away from the rear seats. #8 machine screws with nylock nuts that recess into the foot were used to fasten the feet to the shelf.



Aluminum channel stock with 1/4" inside dimension. Four #8 1/4" wood screws used to secure to underside of shelf.